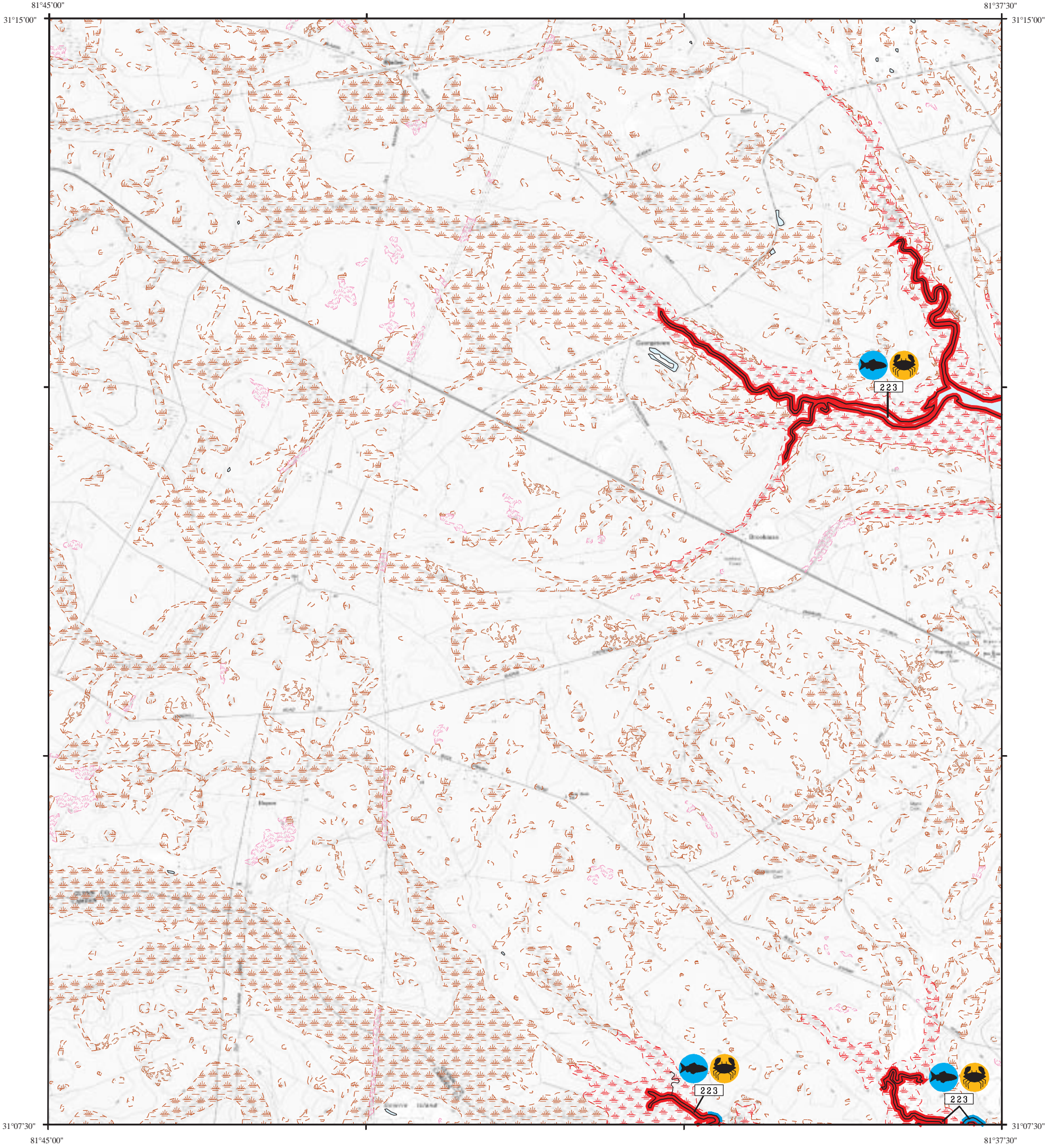
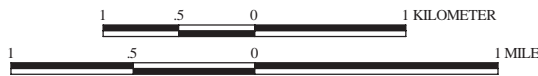


ENVIRONMENTAL SENSITIVITY INDEX MAP

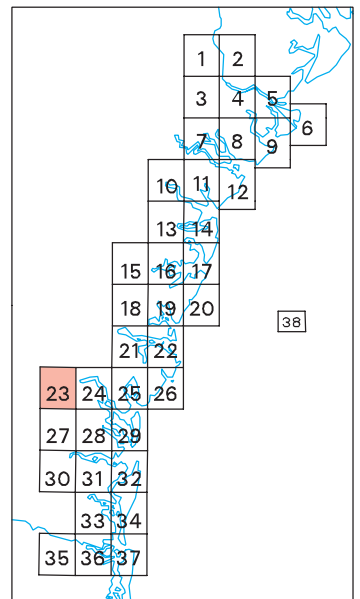


SHORELINE HABITAT RANKINGS

- 1B EXPOSED, SOLID MAN-MADE STRUCTURES
- 3A FINE- TO MEDIUM-GRAINED SAND BEACHES
- 3B SCARPS AND STEEP SLOPES IN SAND
- 6A GRAVEL BEACHES
- 6B RIPRAP
- 7 EXPOSED TIDAL FLATS
- 8A SHELTERED SCARPS IN MUD
- 8B SHELTERED, SOLID MAN-MADE STRUCTURES
- 8C SHELTERED RIPRAP
- 9A SHELTERED TIDAL FLATS
- 9B VEGETATED LOW RIVERINE BANKS
- 10A SALT- AND BRACKISH- WATER MARSHES
- 10B FRESHWATER MARSHES
- 10C SWAMPS
- 10D SCRUB-SHRUB WETLANDS



Not For Navigation
 Published: June 1997
 Published at Seattle, Washington
 National Oceanic and Atmospheric Administration
 National Ocean Service
 Office of Ocean Resources Conservation and Assessment Division
 Hazardous Materials Response and Assessment Division



GEORGIA - ESIMAP 23

BIOLOGICAL RESOURCES:

FISH:

RAR#	Species	S/F	T/E	Concen	J	F	M	A	M	J	J	A	S	O	N	D	Spawning	Outmig.	Larvae	Juveniles	Adults
223	American eel				3	3	3	3	3	3	3	3	3	3	3	3	-	-	JAN-MAY	JAN-DEC	NOV-FEB
	American shad				2	2	2	2	2	2	2	2	2	2	2	2	-	-	-	MAY-DEC	DEC-MAY
	Atlantic croaker				3	3	4	5	5	5	5	5	5	5	4	3	-	-	NOV-APR	JAN-DEC	APR-DEC
	Atlantic menhaden				3	3	4	4	4	4	4	4	4	4	3	3	-	-	DEC-JUN	JAN-DEC	APR-OCT
	Atlantic sharpnose shark						2	2	3	3	2						-	-	-	MAY-AUG	APR-AUG
	Atlantic spadefish				3	3	3	3	3	3	3	3	3	3	3	3	-	-	-	JAN-DEC	-
	Atlantic sturgeon				2	2	2	2	2	2	2	2	2	2	2	2	-	-	-	JAN-DEC	MAR-DEC
	Bay anchovy				5	5	5	5	5	5	5	5	5	5	5	5	MAY-OCT	-	MAY-NOV	JAN-DEC	JAN-DEC
	Black drum				3	3	3	3	3	3	3	3	3	3	3	3	-	-	MAR-JUN	JAN-DEC	JAN-DEC
	Black seabass				2	2	2	2	2	2	2	2	2	2	2	2	-	-	-	JAN-DEC	-
	Blueback herring				3	3	3	3	3	3	3	3	3	3	3	3	MAR-MAY	-	MAR-JUN	JAN-DEC	FEB-JUL
	Bluefish				2	2	2	2	3	3	3	3	3	3	3	2	-	-	-	JAN-DEC	-
	Cobia								2	2	2	2	2				-	-	-	JUN-OCT	JUN-OCT
	Hardhead catfish						3	4	4	4	4	4	4	3			APR-JUN	-	APR-JUL	APR-NOV	APR-NOV
	Hickory shad				3	3	2	2	2	2	2	2	2	2	3		-	-	-	MAR-OCT	DEC-APR
	Hogchoker				3	3	3	3	3	4	4	4	3	3	3	3	APR-SEP	-	MAY-OCT	JAN-DEC	JAN-DEC
	King mackerel						2	2	2	2	2	2	2				-	-	-	JUN-NOV	-
	Ladyfish				2	2	2	2	2	3	3	3	2	2	2	2	-	-	APR-NOV	JAN-DEC	JUN-OCT
	Mummichog				3	3	3	3	3	3	3	3	3	3	3	3	APR-OCT	-	APR-NOV	JAN-DEC	JAN-DEC
	Pinfish				2	2	2	3	4	4	4	3	3	3	2		-	-	JAN-MAY	JAN-DEC	MAY-NOV
	Red drum				3	3	3	3	3	3	4	4	4	4	3	3	JUN-OCT	-	JUN-NOV	JAN-DEC	APR-NOV
	Seatrout (weakfish)				3	3	3	3	3	5	5	5	3	3	3	3	MAR-OCT	-	APR-NOV	JAN-DEC	JAN-DEC
	Sheepshead				3	3	3	3	3	3	3	4	4	4	3		-	-	JUL-DEC	JAN-DEC	JAN-DEC
	Silver perch				3	3	3	4	4	4	4	4	4	4	4	3	APR-AUG	-	APR-SEP	JAN-DEC	JAN-DEC
	Southern flounder				3	3	3	4	4	4	4	4	4	4	3		-	-	FEB-APR	JAN-DEC	JAN-DEC
	Southern kingfish (whiting)				3	3	4	4	4	4	4	4	3	3	3		-	-	MAY-NOV	JAN-DEC	JAN-DEC
	Spanish mackerel						2	2	2	2	2	2	2	2			-	-	-	APR-NOV	JUL-SEP
	Spot				3	4	4	5	5	5	5	5	4	4	3		-	-	JAN-JUN	JAN-DEC	JAN-DEC
	Spotted seatrout				4	4	3	3	3	4	4	4	4	4	4	4	APR-SEP	-	APR-OCT	JAN-DEC	JAN-DEC
	Star drum				3	4	4	4	4	5	5	4	4	4	4	4	APR-JUL	-	APR-SEP	JAN-DEC	JAN-DEC
	Striped anchovy				2	2	2	2	2	2	2	2	2	2	2	2	APR-JUN	-	APR-JUL	JAN-DEC	JAN-DEC
	Striped bass				3	3	3	3	3	3	3	3	3	3	3	3	MAR-MAY	-	MAR-JUN	JAN-DEC	JAN-DEC
	Striped mullet				4	4	4	5	5	5	5	5	5	5	4		-	-	NOV-APR	JAN-DEC	JAN-DEC
	Summer flounder				3	3	3	3	3	3	3	3	3	3	3		-	-	JAN-APR	JAN-DEC	JAN-DEC
	Tarpon				2	2	2	2	2	2	2	2	2	2	2	2	-	-	JUL-SEP	JAN-DEC	MAY-OCT
SALINITY TIME PERIOD					T	L	L	L	T	T	T	T	H	H	H						

INVERTEBRATE:

RAR#	Species	S/F	T/E	Concen	J	F	M	A	M	J	J	A	S	O	N	D	Spawning	Larvae	Mating	Juveniles	Adults
223	American oyster (eastern)				4	4	4	4	4	4	4	4	4	4	4	4	APR-DEC	APR-JAN	-	JAN-DEC	JAN-DEC
	Blue crab				3	3	4	4	4	4	4	4	4	4	4	3	APR-OCT	MAY-NOV	MAR-OCT	JAN-DEC	JAN-DEC
	Brown shrimp				3	3	3	3	3	4	4	4	3	3	3	3	-	NOV-MAR	-	JAN-DEC	JUL-SEP
	Grass shrimp				4	4	4	4	4	4	4	4	4	4	4	4	MAY-OCT	MAY-NOV	-	JAN-DEC	JAN-DEC
	Knobbed whelk				2	2	2	2	2	2	2	2	2	2	2	2	-	MAR-MAY	-	JAN-DEC	JAN-DEC
	Pink shrimp				2	2	2	3	3	3	3	3	3	3	3	2	-	APR-JUL	-	JAN-DEC	JUL-JAN
	Quahog spp. (hard clam)				2	2	2	2	2	2	2	2	2	2	2	2	APR-NOV	APR-JAN	-	JAN-DEC	JAN-DEC
	White shrimp				3	3	3	4	4	5	5	5	5	4	3		-	APR-AUG	-	JAN-DEC	DEC-AUG
SALINITY TIME PERIOD					T	L	L	L	T	T	T	T	H	H	H						