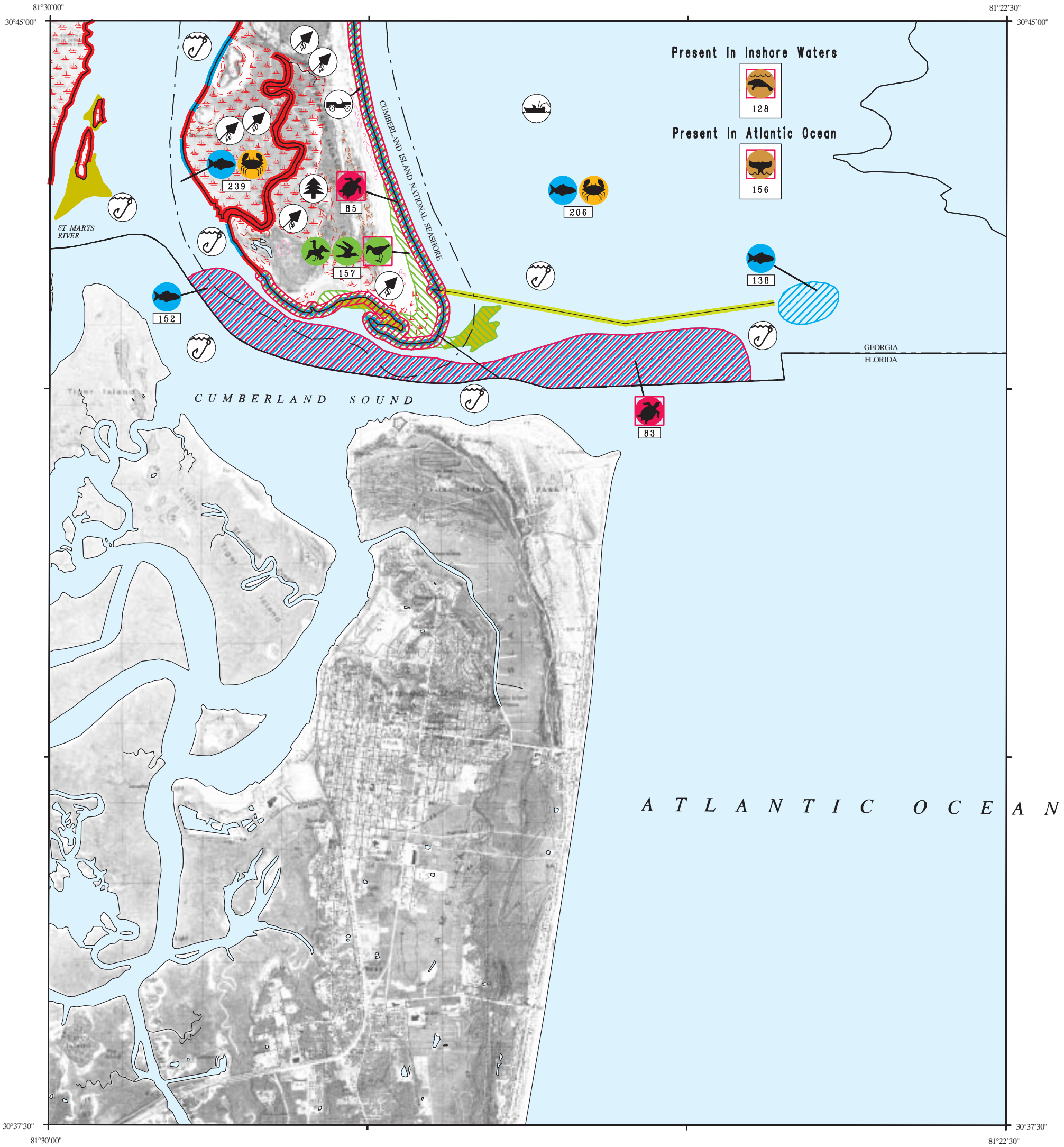
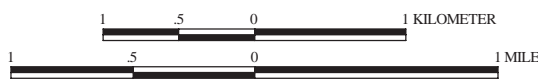


# ENVIRONMENTAL SENSITIVITY INDEX MAP

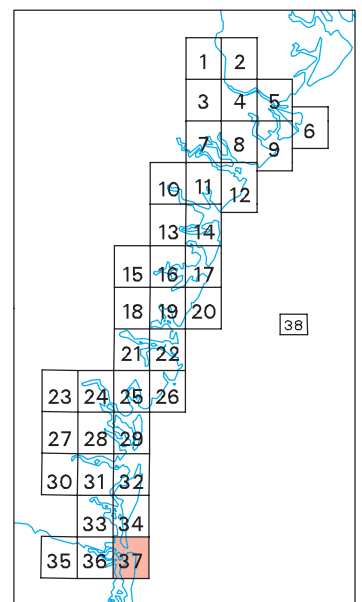


## SHORELINE HABITAT RANKINGS

- 1B EXPOSED, SOLID MAN-MADE STRUCTURES
- 3A FINE- TO MEDIUM-GRAINED SAND BEACHES
- 3B SCARPS AND STEEP SLOPES IN SAND
- 6A GRAVEL BEACHES
- 6B RIPRAP
- 7 EXPOSED TIDAL FLATS
- 8A SHELTERED SCARPS IN MUD
- 8B SHELTERED, SOLID MAN-MADE STRUCTURES
- 8C SHELTERED RIPRAP
- 9A SHELTERED TIDAL FLATS
- 9B VEGETATED LOW RIVERINE BANKS
- 10A SALT- AND BRACKISH- WATER MARSHES
- 10B FRESHWATER MARSHES
- 10C SWAMPES
- 10D SCRUB-SHRUB WETLANDS



Not For Navigation  
 Published: June 1997  
 Published at Seattle, Washington  
 National Oceanic and Atmospheric Administration  
 National Ocean Service  
 Office of Ocean Resources Conservation and Assessment Division  
 Hazardous Materials Response and Assessment Division



GEORGIA - ESIMAP 37

BIOLOGICAL RESOURCES:

BIRD:

RAR#	Species	S/F	T/E	Concen	J	F	M	A	M	J	J	A	S	O	N	D	Nesting	Laying	Hatching	Fledging	
157	American oystercatcher			HIGH	X	X	X	X	X	X	X					X	X	APR-JUL	-	-	-
	Black-bellied plover			HIGH	X	X	X	X	X			X	X	X	X			-	-	-	-
	Brown pelican			HIGH	X	X	X	X	X	X	X	X	X	X	X			-	-	-	-
	Double-crested cormorant			HIGH	X	X	X	X				X	X	X	X			-	-	-	-
	Dowitcher			HIGH	X	X	X	X	X			X	X	X	X			-	-	-	-
	Dunlin			HIGH	X	X	X	X				X	X	X	X			-	-	-	-
	Gulls			HIGH	X	X	X	X	X	X	X	X	X	X	X			-	-	-	-
	Killdeer			HIGH	X	X	X	X	X	X	X	X	X	X	X			APR-JUL	-	-	-
	Least sandpiper			HIGH	X	X	X	X				X	X	X	X			-	-	-	-
	Marbled godwit			HIGH	X	X	X	X				X	X					-	-	-	-
	Piping plover	S/F	T/T	HIGH	X	X	X	X				X	X	X	X			-	-	-	-
	Red knot			HIGH	X	X	X	X				X	X	X	X			-	-	-	-
	Ruddy turnstone			HIGH	X	X	X	X				X	X	X	X			-	-	-	-
	Semipalmated plover			HIGH	X	X	X	X				X	X	X	X			-	-	-	-
	Semipalmated sandpiper			HIGH	X	X	X	X				X	X	X	X			-	-	-	-
	Spotted sandpiper			HIGH	X	X	X	X				X	X	X	X			-	-	-	-
	Terns			HIGH	X	X	X	X	X	X	X	X	X	X	X			-	-	-	-
	Western sandpiper			HIGH	X	X	X	X				X	X	X	X			-	-	-	-
	Whimbrel			HIGH			X	X	X			X	X	X	X			-	-	-	-
	Willet			HIGH	X	X	X	X	X	X	X	X	X	X	X			APR-JUL	-	-	-
	Wilson's plover			HIGH			X	X	X									APR-JUL	-	-	-
	Yellowlegs			HIGH	X	X	X	X				X	X	X	X			-	-	-	-

FISH:

RAR#	Species	S/F	T/E	Concen	J	F	M	A	M	J	J	A	S	O	N	D	Spawning	Outmig.	Larvae	Juveniles	Adults
138	Red drum			HIGH			X	X	X	X	X	X	X	X			-	-	-	-	MAR-OCT
	Spotted seatrout			HIGH			X	X	X	X	X						APR-SEP	-	-	-	APR-SEP
	Tarpon			HIGH						X	X	X	X				-	-	-	-	JUN-OCT
152	Red drum			HIGH						X	X	X					JUL-SEP	-	-	-	JUL-SEP
	Spotted seatrout			HIGH			X	X	X	X	X						APR-SEP	-	-	-	APR-SEP
206	American eel				2	2	2	2	2			2	2	2	2		-	-	-	SEP-MAY	SEP-MAY
	American shad				3	2	2	2	2			2	3	3	3		-	-	-	SEP-MAR	NOV-MAY
	Atlantic croaker				4	4	4	3	3	3	3	3	3	3	4		-	-	-	JAN-DEC	JAN-DEC
	Atlantic menhaden				3	3	3	3	5	5	5	5	4	4	3		-	-	-	JAN-DEC	JAN-DEC
	Atlantic sharpnose shark						3	3	4	4	4	3	3	2			-	-	-	APR-NOV	APR-NOV
	Atlantic spadefish				3	3	3	3	4	4	4	3	3	3	2		-	-	-	JAN-DEC	JAN-DEC
	Atlantic sturgeon				2	2	2	2	2	2	2	2	2	2	2		-	-	-	JAN-DEC	JAN-DEC
	Bay anchovy				3	3	3	4	5	5	5	5	5	4	3		-	-	-	JAN-DEC	JAN-DEC
	Black drum				2	2	3	3	3	3	3	3	3	3	2		-	-	-	JAN-DEC	JAN-DEC
	Black seabass				3	3	3	3	3	3	3	3	3	3	3		-	-	-	JAN-DEC	JAN-DEC
	Blueback herring				3	3	3	3	2	2	2	3	3	3	3		-	-	-	JAN-DEC	JAN-DEC
	Bluefish				2	2	2	3	3	3	3	3	3	3	2		-	-	-	JAN-DEC	JAN-DEC
	Cobia						2	3	3	3	3	3	3	3	2		-	-	-	MAR-NOV	MAR-NOV
	Gag grouper				2	2	2	2	2	2	2	2	2	2	2		-	-	-	JAN-DEC	JAN-DEC
	Hardhead catfish				2	2	2	3	4	5	5	5	5	4	2		-	-	-	JAN-DEC	JAN-DEC
	Hickory shad				3	3	2	2				2	3	3	3		-	-	-	SEP-APR	SEP-MAR
	Hogchoker				3	3	3	3	4	4	4	4	4	3	3		-	-	-	JAN-DEC	JAN-DEC
	King mackerel						2	2	2	2	2	2	2	2	2		-	-	-	APR-DEC	APR-DEC
	Ladyfish				2	2	2	3	4	4	4	3	3	3	2		-	-	-	JAN-DEC	JAN-DEC
	Pinfish				3	3	3	3	4	4	4	3	3	3	3		-	-	-	JAN-DEC	JAN-DEC
	Red drum				3	3	3	3	3	4	4	4	4	4	3		-	-	-	JAN-DEC	JAN-DEC
	Seatrout (weakfish)				3	3	3	4	4	4	4	4	4	3	3		-	-	-	JAN-DEC	JAN-DEC
	Sheepshead				4	4	4	4	4	3	3	4	4	4	4		-	-	-	JAN-DEC	JAN-DEC
	Silver perch				3	3	4	5	5	5	5	5	4	4	3		-	-	-	JAN-DEC	JAN-DEC
	Southern flounder				3	3	3	3	3	3	3	3	3	3	3		-	-	-	JAN-DEC	JAN-DEC
	Southern kingfish (whiting)				2	2	4	4	4	4	4	4	3	3	2		-	-	-	JAN-DEC	JAN-DEC
	Spanish mackerel						3	3	3	4	4	4	4	4	4		-	-	-	MAR-NOV	MAR-NOV
	Spot				3	3	3	3	3	3	3	3	3	3	3		-	-	-	JAN-DEC	JAN-DEC
	Spotted seatrout				2	2	3	4	4	4	4	3	3	3	2		-	-	-	JAN-DEC	JAN-DEC
	Star drum				2	3	4	4	4	5	5	4	4	4	3		-	-	-	JAN-DEC	JAN-DEC
	Striped anchovy				2	2	3	4	4	4	4	4	4	4	3		-	-	-	JAN-DEC	JAN-DEC
	Striped mullet				4	4	4	4	4	4	4	4	4	4	4		-	-	-	JAN-DEC	JAN-DEC
	Summer flounder				3	3	3	3	3	3	3	3	3	3	3		-	-	-	JAN-DEC	JAN-DEC
	Tarpon						2	2	2	3	2	2	2	2	2		-	-	-	APR-NOV	APR-NOV
239	American eel				3	3	3	3	3	3	3	3	3	3	3		-	-	JAN-MAY	JAN-DEC	NOV-MAR
	American shad				2	2	2	2	2	2	2	2	2	2	2		-	-	-	JUN-DEC	DEC-APR
	Atlantic croaker				3	3	4	5	5	5	5	5	5	4	3		-	-	NOV-APR	JAN-DEC	APR-DEC
	Atlantic menhaden				3	3	4	4	5	5	4	4	4	3	3		-	-	DEC-JUN	JAN-DEC	APR-OCT
	Atlantic sharpnose shark						3	3	3	3	3	3	2				MAY-AUG	-	-	APR-OCT	APR-OCT
	Atlantic spadefish				3	3	3	3	4	4	4	3	3	3	3		-	-	-	JAN-DEC	JAN-DEC
	Atlantic sturgeon				2	2	2	2	2	2	2	2	2	2	2		-	-	-	JAN-DEC	MAR-DEC
	Bay anchovy				5	5	5	5	5	5	5	5	5	5	5		MAY-OCT	-	MAY-NOV	JAN-DEC	JAN-DEC
	Black drum				3	3	3	3	3	3	3	3	3	3	3		MAR-MAY	-	MAR-JUN	JAN-DEC	JAN-DEC
	Black seabass				2	2	2	2	2	2	2	2	2	2	2		-	-	-	JAN-DEC	JAN-DEC
	Blueback herring				3	3	3	3	3	3	3	3	3	3	3		-	-	-	JAN-DEC	FEB-JUL
	Bluefish				2	2	3	3	3	3	3	3	3	3	2		-	-	-	JAN-DEC	-
	Cobia								2	2	2	2					-	-	-	JUN-OCT	JUN-OCT
	Gag grouper				2	2	2	2	2	2	2	2	2	2	2		-	-	-	FEB-NOV	JAN-DEC
	Hardhead catfish						3	4	5	5	5	4	4	3			APR-JUN	-	APR-JUL	APR-NOV	APR-NOV
	Hickory shad				3	3	2		2	2	2	2	3				-	-	-	JUN-OCT	DEC-MAR
	Hogchoker				3	3	3	3	4	4	4	3	3	3	3		APR-SEP	-	MAY-OCT	JAN-DEC	JAN-DEC
	King mackerel						2	2	2	2	2	2	2	2			-	-	-	APR-DEC	-
	Ladyfish				2	2	2	2	3	3	3	2									

BIOLOGICAL RESOURCES:

INVERTEBRATE:

RAR#	Species	S/F	T/E	Concen	J	F	M	A	M	J	J	A	S	O	N	D	Spawning	Larvae	Mating	Juveniles	Adults
206	Blue crab				4	4	3	3	3	3	3	3	3	3	3	4	-	-	-	JAN-DEC	JAN-DEC
	Brown shrimp				3	3	3	3	3	4	5	5	5	4	3	3	-	-	-	JAN-DEC	JAN-DEC
	Knobbed whelk				3	3	4	4	4	3	3	3	4	4	4	3	-	-	-	JAN-DEC	JAN-DEC
	Pink shrimp				3	3	3	3	3	3	3	3	3	3	3	3	-	-	-	JAN-DEC	JAN-DEC
	Quahog spp. (hard clam)				3	3	3	3	3	3	3	3	3	3	3	3	-	-	-	JAN-DEC	JAN-DEC
	White shrimp				5	4	3	4	4	3	4	4	5	5	5	5	-	-	-	JAN-DEC	JAN-DEC
239	American oyster (eastern)				4	4	4	4	4	4	4	4	4	4	4	4	APR-DEC	APR-JAN	-	JAN-DEC	JAN-DEC
	Blue crab				4	4	4	4	5	5	5	5	5	5	4	3	MAR-OCT	MAY-NOV	-	JAN-DEC	JAN-DEC
	Brown shrimp				3	3	3	4	4	5	5	5	5	4	4	3	-	NOV-MAR	-	JAN-DEC	JUL-SEP
	Grass shrimp				4	4	4	4	4	4	4	4	4	4	4	4	MAY-OCT	MAY-NOV	-	JAN-DEC	JAN-DEC
	Knobbed whelk				3	3	3	3	3	3	3	3	3	3	3	3	MAR-APR	MAR-JUN	-	JAN-DEC	JAN-DEC
																	SEP-OCT	SEP-NOV			
	Pink shrimp				3	3	3	3	3	3	3	3	3	3	3	3	-	APR-JUL	-	JAN-DEC	JUL-JAN
	Quahog spp. (hard clam)				2	2	2	2	2	2	2	2	2	2	2	2	APR-NOV	APR-JAN	-	JAN-DEC	JAN-DEC
	White shrimp				3	3	3	4	4	5	5	5	5	4	3	3	-	APR-AUG	-	JAN-DEC	JAN-DEC
SALINITY TIME PERIOD					T	L	L	L	T	T	T	T	H	H	H	T					

M\_MAMMAL:

RAR#	Species	S/F	T/E	Concen	J	F	M	A	M	J	J	A	S	O	N	D	Mating	Calving	Pupping	Molting	
128	West Indian manatee	S/F	E/E	HIGH					X	X	X	X	X	X	X	X	-	-	-	-	
156	Northern right whale	S/F	E/E	HIGH	X	X	X									X	X	-	NOV-MAR	-	-

REPTILE:

RAR#	Species	S/F	T/E	Concen	J	F	M	A	M	J	J	A	S	O	N	D	Nesting	Hatching	Internesting
83	Loggerhead sea turtle	S/F	T/T	HIGH	X	X	X	X	X	X	X	X	X	X	X	X	-	-	-
85	Loggerhead sea turtle	S/F	T/T	MED					X	X	X	X	X	X	X	X	MAY-AUG	JUL-OCT	-